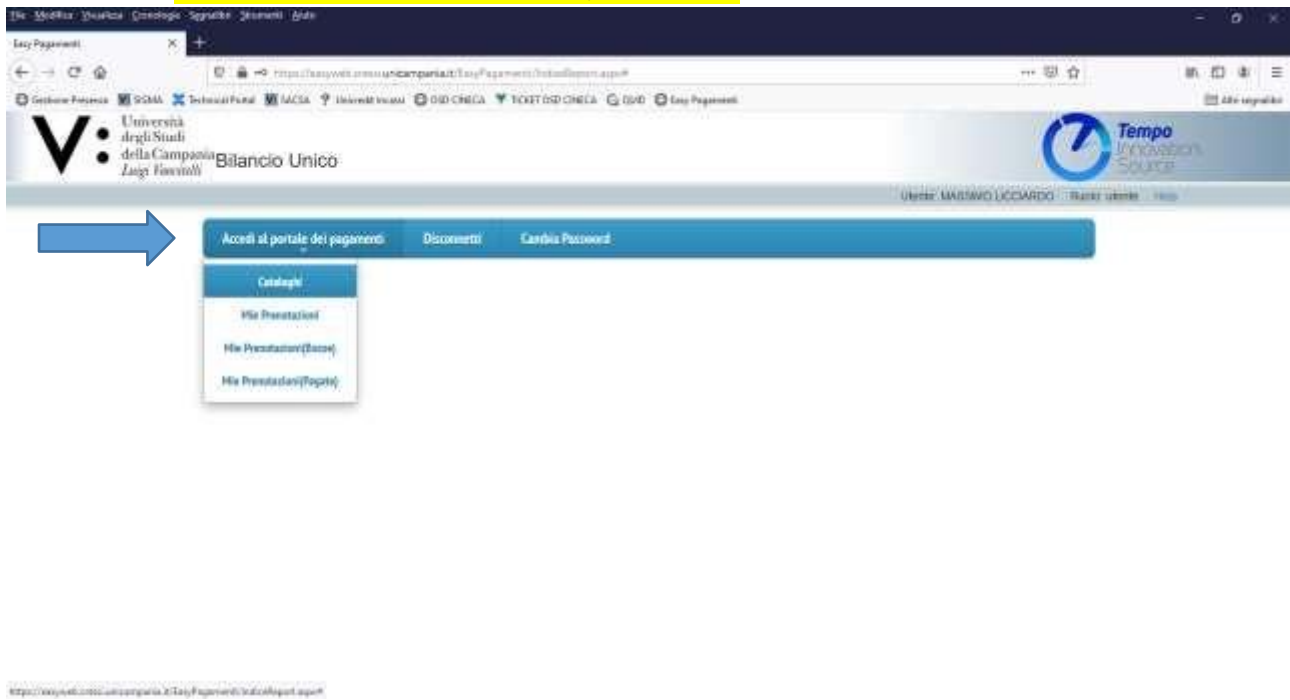


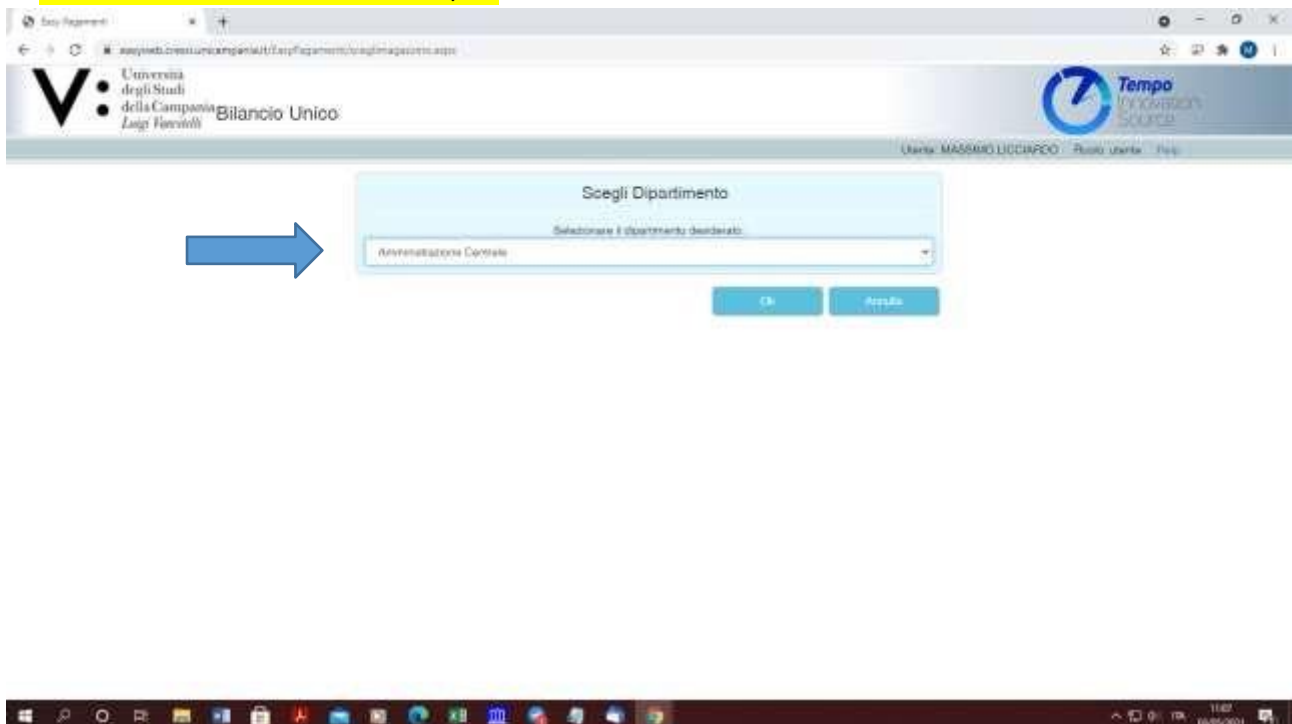
THE FOLLOWING GUIDE WAS TRANSLATED FROM ITALIAN LANGUAGE. FOR ANY ERROR OR DISCREPANCE PLEASE REFER TO THE ITALIAN GUIDE:

https://www.unicampania.it/RPP/RGCS/Corsi_Singoli/Medicina/GUIDA_Easy_Pagamenti_Vanvitelli_Corsi_singoli_21_22.pdf

1. CLICK **ACCESSO AL PORTALE PAGAMENTI/CATALOGHI**



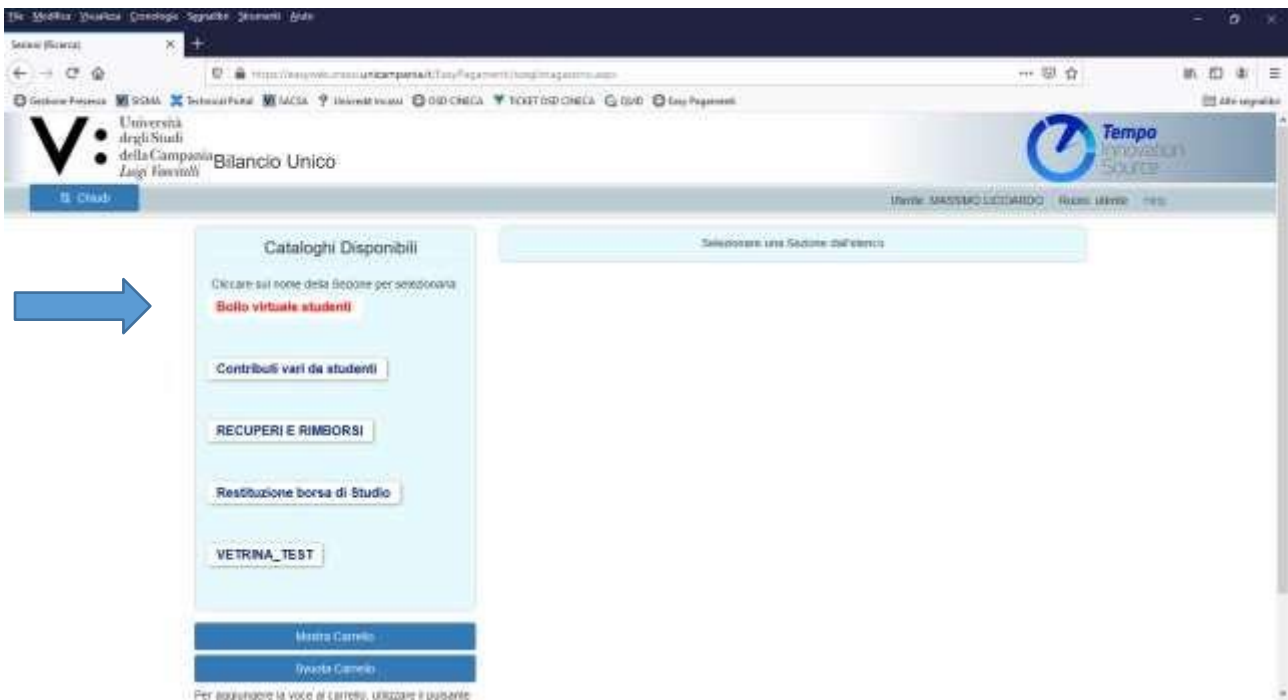
2. **AMMINISTRAZIONE CENTRALE/OK**



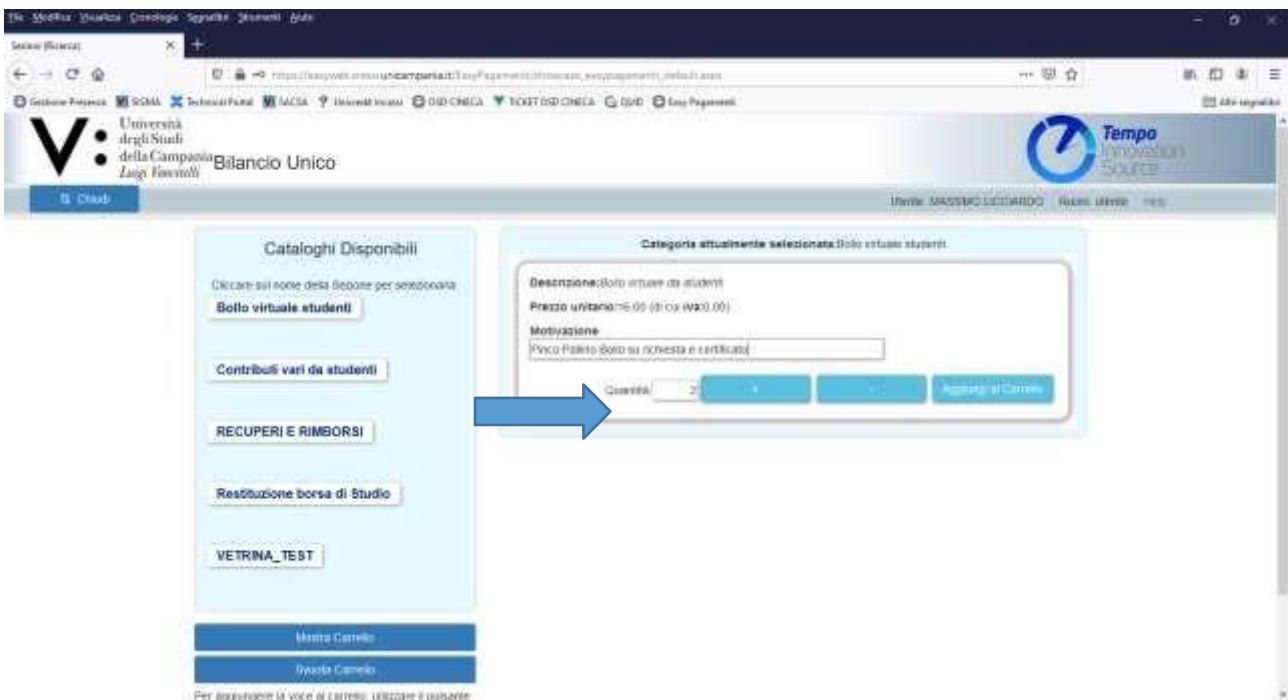
THE FOLLOWING GUIDE WAS TRANSLATED FROM ITALIAN LANGUAGE. FOR ANY ERROR OR DISCREPANCE PLEASE REFER TO THE ITALIAN GUIDE:

https://www.unicampania.it/RPP/RGCS/Corsi_Singoli/Medicina/GUIDA_Easy_Pagamenti_Vanvitelli_Corsi_singoli_21_22.pdf

3. TO PAY STAMP DUTY CLICK **BOLLO VIRTUALE STUDENTI**



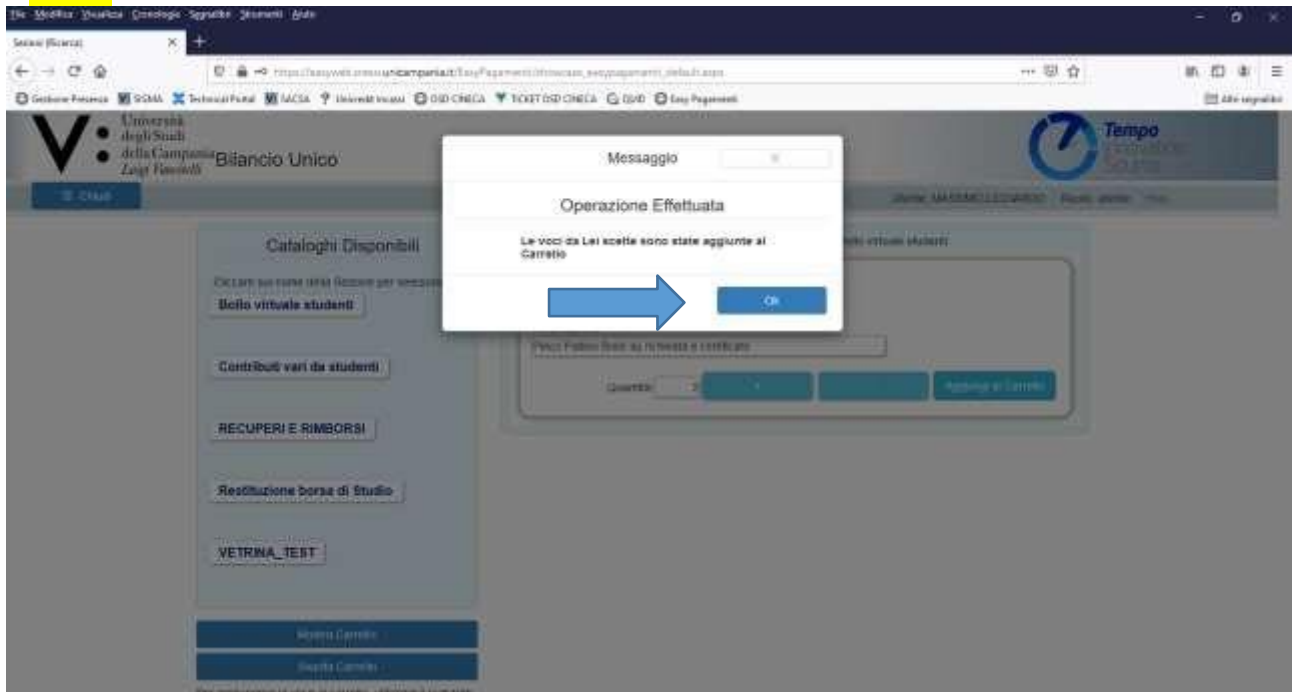
4. SPECIFY HOW MANY STAMP DUTY (**QUANTITA' DI BOLLI**)-1 OR MORE- AND ADD THE PAYMENT DESCRIPTION (**MOTIVAZIONE**)



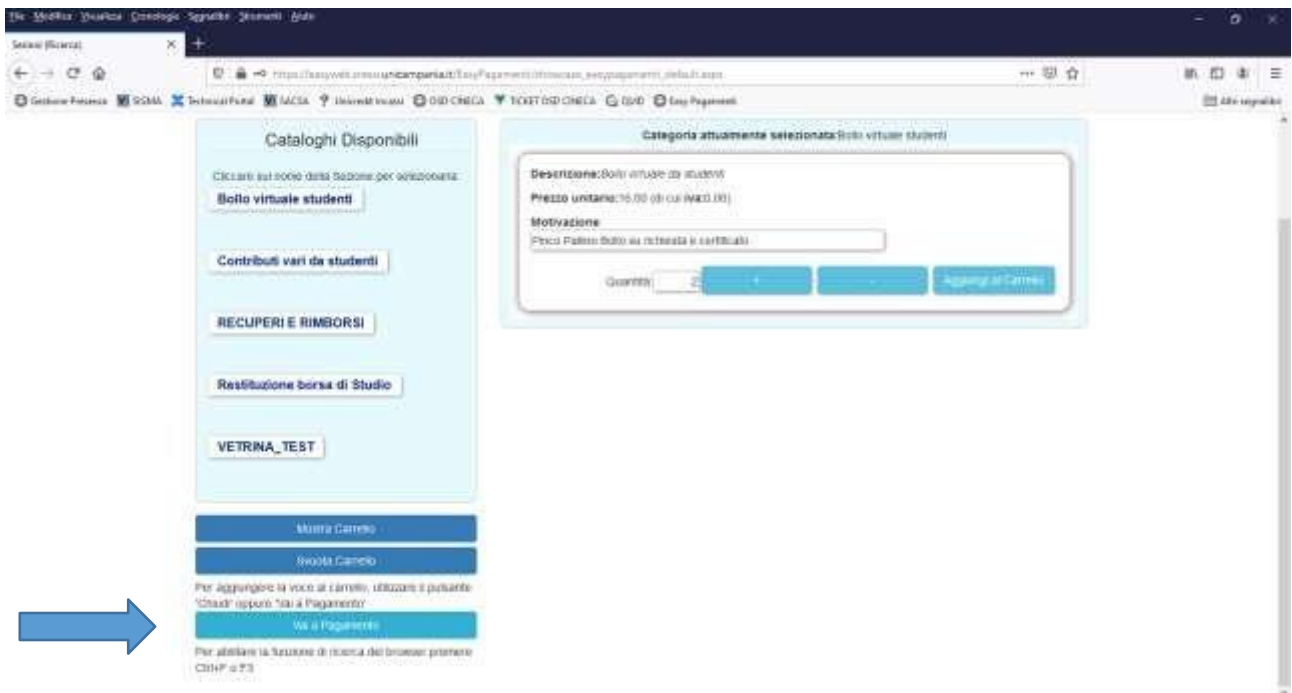
THE FOLLOWING GUIDE WAS TRANSLATED FROM ITALIAN LANGUAGE. FOR ANY ERROR OR DISCREPANCE PLEASE REFER TO THE ITALIAN GUIDE:

https://www.unicampania.it/RPP/RGCSS/Corsi_Singoli/Medicina/GUIDA_Easy_Pagamenti_Vanvitelli_Corsi_singoli_21_22.pdf

5. OK



6. CLICK **VAI AL PAGAMENTO**



THE FOLLOWING GUIDE WAS TRANSLATED FROM ITALIAN LANGUAGE. FOR ANY ERROR OR DISCREPANCE PLEASE REFER TO THE ITALIAN GUIDE:
https://www.unicampania.it/RPP/RGCS/Corsi_Singoli/Medicina/GUIDA_Easy_Pagamenti_Vanvitelli_Corsi_singoli_21_22.pdf

7. CLICK SALVA PRENOTAZIONE

The screenshot shows the 'Bilancio Unico' interface. At the top, there are navigation tabs: 'Imposta Ricerca', 'Salva', and 'Annulla'. Below these, there are input fields for 'Esercizio' (2021), 'Numero', 'Stato Corrente' (R002), and 'Data' (04/05/2021). A table with columns 'Articolo', 'Quantità', 'Imponibile', 'Iva', 'Totale', 'Magazzino', and 'Annotazioni' is visible. The table contains one row: 'Bollo virtuale da studenti' with a quantity of 2.00, an imponibile of € 16.00, and a total of € 22.00. Below the table, there are input fields for 'Qtà totale' (2.00) and 'Totale generale' (€ 22.00). A blue arrow points to the 'Salva Prenotazione' button.

8. CLICK PROCEDI ALL'ACQUISTO

The screenshot shows the 'Bilancio Unico' interface. At the top, there are navigation tabs: 'Imposta Ricerca', 'Salva', 'Annulla', 'Elimina', and 'Cancella'. Below these, there are input fields for 'Esercizio' (2021), 'Numero' (03), 'Stato Corrente' (R002), and 'Data' (04/05/2021). A table with columns 'Articolo', 'Quantità', 'Imponibile', 'Iva', 'Totale', 'Magazzino', and 'Annotazioni' is visible. The table contains one row: 'Bollo virtuale da studenti' with a quantity of 2.00, an imponibile of € 16.00, and a total of € 22.00. Below the table, there are input fields for 'Qtà totale' (2.00) and 'Totale generale' (€ 22.00). A blue arrow points to the 'Procedi all'acquisto' button.

9. CLICK **SCARICA AVVISO DI PAGAMENTO pagoPA** (YOU HAVE TO TURN OFF ALL THE POP-UP OF THE BROWSER) AND MAKE THE PAYMENT

